

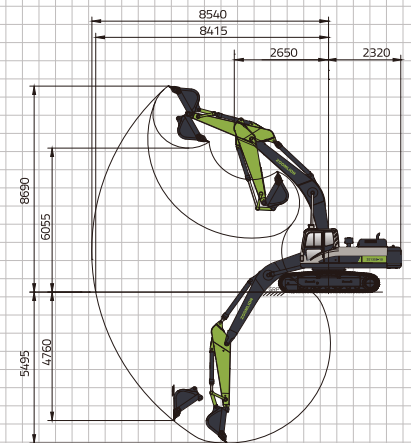
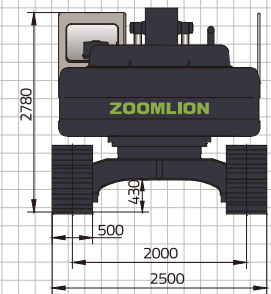
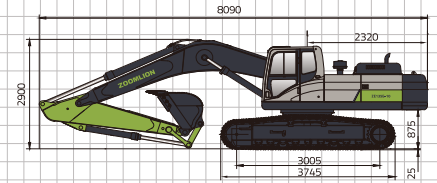
# CRAWLER EXCAVATOR ZE135E-10



**ZOOMLION**

# CRAWLER EXCAVATOR ZE135E-10

	Items	Units	ZE135E-10
Basic Technical Data	Operating Weight	kg	14000
	Standard Capacity	m <sup>3</sup>	0.55
	Slewing Speed	r/min	12
	Traveling Speed(high/low)	km/h	5.3/3.0
	Max. Drawbar Pull	kN	123
	Digging Force of Bucket	kN	96
	Digging Force of Stick	kN	71
Engine	Engine Manufacturer	-	CUMMINS
	Engine Model	-	QSF3.8
	Rated Power	kW/rpm	86/2200
	Displacement	L	3.8
	Emission Standard	-	EU Stage IIIA
Dimensions	Length	mm	8090
	Width	mm	2500
	Height	mm	2900
	Tail Slewing Radius	mm	2470
	Track Gauge	mm	2000
	Length of Track On Ground	mm	3005
Operating Range	Max. Digging Radius	mm	8540
	Max. Digging Reach	mm	8415
	Max. Digging Depth	mm	5495
	Max. Digging Height	mm	8690
	Max. Dumping Height	mm	6055



**ZOOMLION**

**Zoomlion Heavy Industry Science & Technology Co.,Ltd.**

Add: No.361, South Yinpen Road, Changsha, Hunan Province, P.R.China 410013

Email: [earthmoving@zoomlion.com](mailto:earthmoving@zoomlion.com)

Copyright©2021 Zoomlion. All rights reserved. Reproduction and copying of any part of contents is not allowed for any purposes without Zoomlion's approval.

Note: Materials and specifications are subject to change without notice. Featured machines in photos may include additional equipment. See your Zoomlion dealer for available options.

