

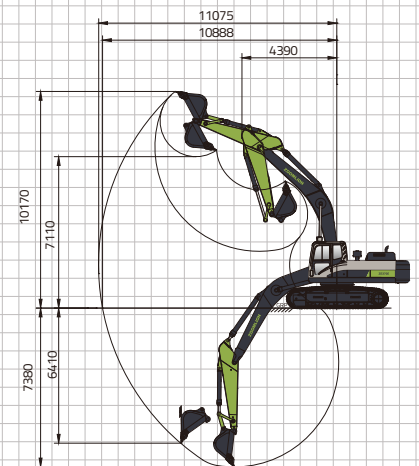
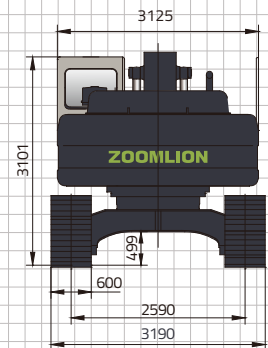
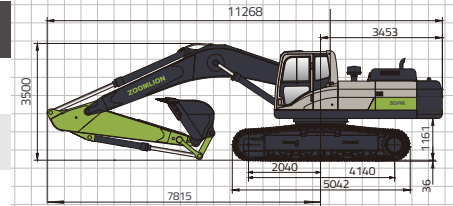
CRAWLER EXCAVATOR ZE370E



ZOOMLION

CRAWLER EXCAVATOR ZE370E

	Items	Units	ZE370E	ZE370E-10
Basic Technical Data	Operating Weight	kg	36050	36800
	Standard Capacity	m ³	1.65	1.65
	Slewing Speed	r/min	10.4	9.7
	Traveling Speed(high/low)	km/h	5.5/3.3	4.9/2.9
	Max. Drawbar Pull	kN	264	312
	Digging Force of Bucket	kN	219	229
	Digging Force of Stick	kN	171	169
Engine	Engine Manufacturer	-	CUMMINS	CUMMINS
	Engine Model	-	6LTA A8.9	QSL9
	Rated Power	kW/rpm	241/2000	214/2100
	Displacement	L	8.9	8.9
	Emission Standard	-	EU Stage II	EU Stage IIIA
Dimensions	Length	mm	11268	11265
	Width	mm	3190	3190
	Height	mm	3500	3425
	Tail Slewing Radius	mm	3474	3522
	Track Gauge	mm	2590	2590
	Length of Track On Ground	mm	4140	4140
Operating Range	Max. Digging Radius	mm	11075	11175
	Max. Digging Reach	mm	10888	10990
	Max. Digging Depth	mm	7380	7480
	Max. Digging Height	mm	10170	10035
	Max. Dumping Height	mm	7110	6940



ZOOMLION

Zoomlion Heavy Industry Science & Technology Co.,Ltd.

Add: No.361, South Yinpen Road, Changsha, Hunan Province, P.R.China 410013

Email: earthmoving@zoomlion.com

Copyright©2021 Zoomlion. All rights reserved. Reproduction and copying of any part of contents is not allowed for any purposes without Zoomlion's approval.

Note: Materials and specifications are subject to change without notice. Featured machines in photos may include additional equipment. See your Zoomlion dealer for available options.

